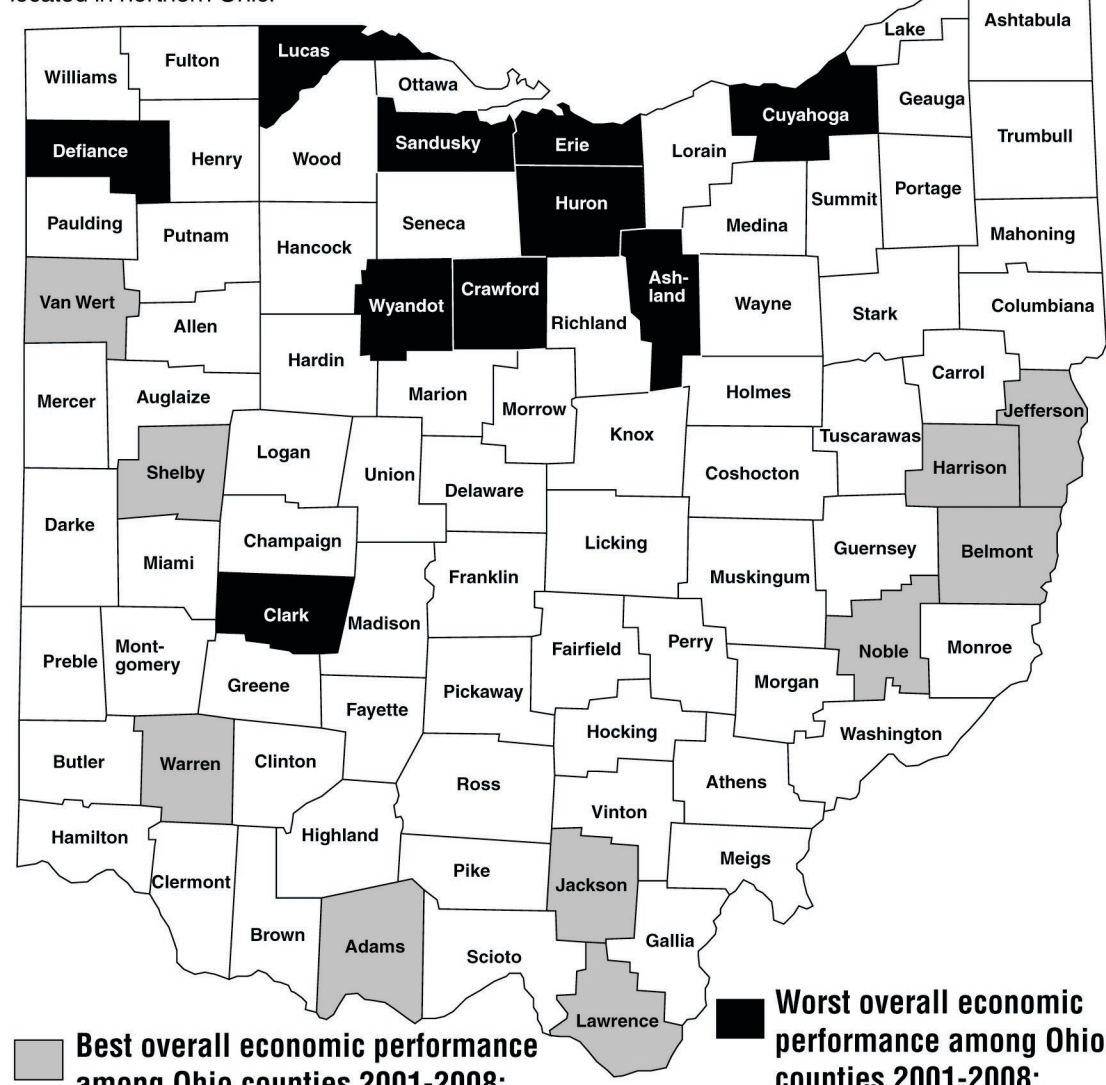


OHIO'S HARDEST HIT COUNTIES

Under the two-term administration of President George W. Bush, Ohio has lost 315,000 manufacturing jobs, seen its median family income drop by more than 3 percent, and watched as 330,000 more people slipped into poverty. Based on a Blade survey using nine economic indicators, 10 counties that fared the worst were identified out of Ohio's 88 counties. Nine of the bottom 10 are located in northern Ohio.

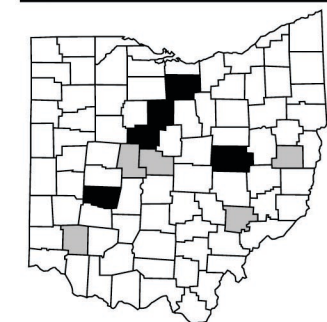


Best overall economic performance among Ohio counties 2001-2008:

1. Lawrence
2. Belmont
3. Harrison
4. Jefferson
5. Shelby
6. Noble
7. Adams
8. Jackson
9. Warren
10. Van Wert

Worst overall economic performance among Ohio counties 2001-2008:

88. Wyandot
87. Lucas
86. Crawford
85. Clark
84. Sandusky
83. Ashland
82. Erie
81. Huron
80. Defiance
79. Cuyahoga



Top increases in Adjusted Gross Income:

1. Harrison
2. Warren
3. Delaware
4. Union
5. Morgan

Top decreases in Adjusted Gross Income:

84. Marion
85. Clark
86. Huron
87. Coshocton
88. Crawford



Highest manufacturing employment growth:

1. Mercer
2. Adams
3. Guernsey
4. Lawrence
5. Vinton

Top decreases in manufacturing employment growth:

84. Pike
85. Pickaway
86. Muskingum
87. Monroe
88. Athens



Highest growth in average weekly wages:

1. Wood
2. Vinton
3. Adams
4. Delaware
5. Clinton

Highest declines in average weekly wages:

84. Pickaway
85. Erie
86. Clark
87. Morgan
88. Meigs



Top decreases in unemployment rate:

1. Lawrence
2. Belmont
3. Mercer
4. Gallia
5. Scioto

Top increases in unemployment rate:

84. Lucas
85. Meigs
86. Ottawa
87. Morgan
88. Crawford



Greatest decrease in poverty:

1. Noble
2. Geauga
3. Morrow
4. Holmes
5. Tuscarawas

Greatest increase in poverty:

84. Cuyahoga
85. Lucas
86. Gallia
87. Scioto
88. Athens

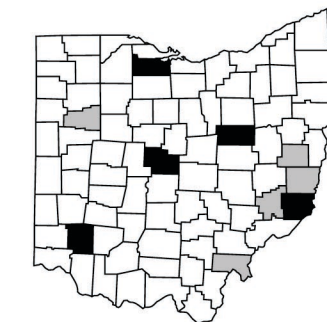


Highest decrease in bankruptcy filings:

1. Lawrence
2. Monroe
3. Shelby
4. Adams
5. Holmes

Highest increase in bankruptcy filings:

84. Sandusky
85. Clermont
86. Washington
87. Delaware
88. Seneca



Fewest increases in foreclosure filing rate:

1. Meigs*
2. Noble
3. Allen
4. Harrison
5. Belmont

Highest increases in foreclosure filing rate:

84. Sandusky
85. Warren
86. Holmes
87. Monroe
88. Delaware

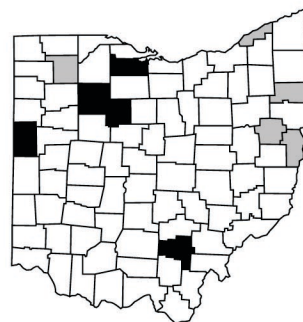


Greatest increase in median sale price of single-family home:

1. Morgan
2. Perry
3. Madison
4. Harrison
5. Muskingum

Greatest decrease in median sale price of single-family home:

84. Coshocton
85. Washington
86. Wyandot
87. Vinton
88. Holmes



Biggest drop in delinquent property taxes:

1. Mahoning
2. Henry
3. Lake
4. Jefferson
5. Carroll

Highest growth in delinquent property taxes:

84. Mercer
85. Vinton
86. Sandusky
87. Wyandot
88. Hancock

* Meigs County recorded the only decrease in the state in home foreclosures from 2001 to 2007.